







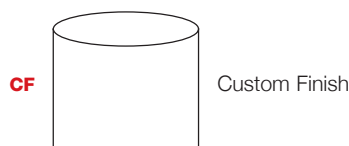


## Electronic Medeco XT Line of Locks



Introduction	$\frac{E^G}{1}$				
Cam Locks	$\frac{E^G}{2}$ $\frac{E^G}{3}$				
Drawer/Door Locks	$\frac{E^G}{4}$				
Gang Lock	$\frac{E^G}{5}$				
Snap Bolt Lock	$\frac{E^G}{6}$				
Plunger Locks	$\frac{E^G}{7}$ $\frac{E^G}{8}$	 			
Keys/Core/Accessories	$\frac{E^G}{9}$	  			
Accessories/Software	$\frac{E^G}{10}$				



**Standard Plating Finish****\* Special Plating Finishes****\* Custom Plating Finish****Electronic Medeco® XT Line**

The **E<sup>G</sup>** Medeco® XT is a complete electronic locking system providing Controlled Access, Accountability, Physical Security, and System Management. More than just a way to protect your property, equipment and assets, Medeco® XT is also a business tool that can lead to a substantial return on investment.

**The Medeco® XT system Provides:**

**Controlled Access** – Keys are electronically programmed to open only specific locks during a designated schedule. Schedules may also contain an expiration point to completely disable the key until it is audited and reprogrammed.

**Accountability** – Audit information recorded in both the lock and key shows a time-and-date stamped record of every event, including authorized accesses and unauthorized attempts.

**Electronic Rekeying & Scheduling** – Respond quickly to security threats, lost or stolen keys, or personnel changes without the added cost of changing your locks and keys.

**Easy Installation** – Medeco® XT key provides all power to the cylinder, eliminating the need for any hard wiring or power supply. Simply remove the existing mechanical cylinder and install the Medeco® XT cylinder.

**Physical Security** – Medeco® XT products add a wide variety of intelligent features without compromising on physical security. Attack-resistant design and tamper-proof features provide strong protection against forced entry.

**Efficient System Management** – Medeco® XT software contains tools that will help you manage your security more efficiently. Flexible programming, scheduled access and full audit reports are offered with the convenience of web-based software.

**Applications** – Medeco® XT cylinders are available to fit nearly any application or hardware type for enhanced security and accountability.

**Delivery**

At Kenstan, we assemble every lock to order and strive to meet your requested in-house date.

**Plating**

The **E<sup>G</sup>** line standard plating finish is Polished Nickel.

A wide range of special plating finishes is also available, including Satin Nickel, Polished Brass, Satin Brass, Statuary Bronze, Matte Black and Custom Finishes to match your showcase hardware.

**Please note:** Extended lead-time and plating lot charges may apply to Special and Custom finishes. Please call Kenstan for details.

\* Extended lead-time and plating lot charges may apply to Special and Custom finishes. Please call Kenstan for details.

## Item Number

To determine your item number enter the **RED** option code for each section as in the example below.

<b>A</b>	<b>B</b>	<b>C</b>	<b>D</b>	<b>E</b>	<b>F</b>	<b>G</b>	<b>H</b>
<b>CL</b>	<b>EG</b>	<b>04</b>	<b>1203</b>	<b>SN</b>	<b>Y</b>	<b>W</b>	<b>106</b>

### A Lock Style

**CL** Cam Lock

### B Core Type

**EG** Electronic Medeco® XT

### C Housing Length

#### MAXIMUM MATERIAL THICKNESS

	WOOD	METAL	GLASS	BARREL LENGTH
<b>03</b>	9/16"	5/8"	1/2"	7/8"
<b>04*</b>	3/4"	7/8"	3/4"	1-1/8"

### D Cam Rotation

	LOCKED	OPEN
<b>0312</b>	3	12
<b>0306</b>	3	6
<b>0309</b>	3	9
<b>0612</b>	6	12
<b>0603</b>	6	3
<b>0609</b>	6	9
<b>0912</b>	9	12
<b>0903</b>	9	3
<b>0906</b>	9	6
<b>1203</b>	12	3
<b>1206</b>	12	6
<b>1209</b>	12	9

### E Plating Finish

Extended lead-time and plating lot charges may apply to Special and Custom finishes.

Special Finish	Finish
<b>SN</b>	Satin Nickel
<b>PB</b>	Polished Brass
<b>SB</b>	Satin Brass
<b>BL</b>	Matte Black
<b>ST</b>	Statuary Bronze
<b>CF</b>	Custom Finish

### F Key Retaining

**Y** Yes

### G Material Installation

<b>W</b>	Wood
<b>M</b>	Metal
<b>GR</b>	Glass with Round Hole
<b>GD</b>	Glass with Double "D" Hole
<b>O</b>	Other - No Mounting Hardware

**Note:** Keys are not included with this lock. See page EG 9 to order keys.

\*Switch option available. See Page A10 to order switch kit.



**Note:** All Cam Locks come with a 1-1/4" Straight Cam unless a different cam is chosen.

### H Cam Type

#### STRAIGHT

<b>101</b>	5/8"
<b>102</b>	3/4"
<b>103</b>	7/8"
<b>104</b>	1"
<b>105</b>	1-1/8"
<b>106</b>	1-1/4"
<b>107</b>	1-3/8"
<b>108</b>	1-1/2"
<b>110</b>	1-3/4"
<b>112</b>	2"
<b>116</b>	2-1/2"

#### 1/8" OFFSET

<b>303</b>	7/8"
<b>306</b>	1-1/4"
<b>308</b>	1-1/2"
<b>312</b>	2"

#### 1/4" OFFSET

<b>403</b>	7/8"
<b>404</b>	1"
<b>406</b>	1-1/4"
<b>408</b>	1-1/2"
<b>410</b>	1-3/4"
<b>412</b>	2"
<b>414</b>	2-1/4"

#### 3/8" OFFSET

<b>504</b>	1"
<b>506</b>	1-1/4"
<b>508</b>	1-1/2"
<b>512</b>	2"

#### 1/2" OFFSET

<b>606</b>	1-1/4"
<b>608</b>	1-1/2"
<b>610</b>	1-3/4"
<b>612</b>	2"

#### 5/8" OFFSET

<b>712</b>	2"
------------	----

#### HOOK

<b>202</b>	3/4"
<b>204</b>	1"
<b>206</b>	1-1/4"
<b>208</b>	1-1/2"
<b>210</b>	1-3/4"

#### PIN CAM

**P604** 9/16" offset

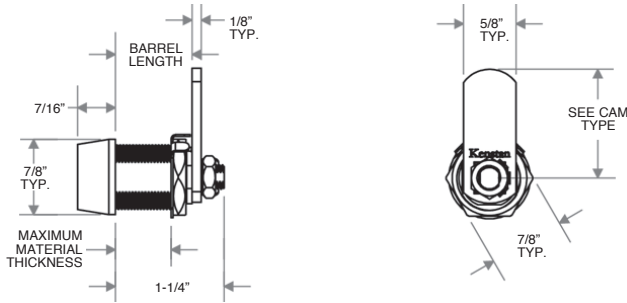
#### FOR SWITCH KIT

**SL** No Cam\*

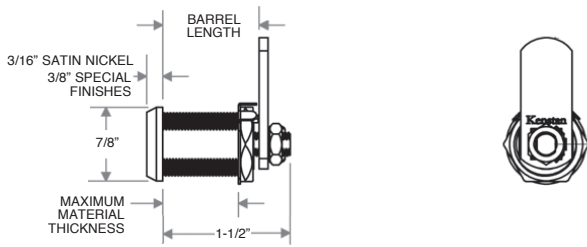
Continued

**Note:** A 3/4" diameter hole is required to mount this lock.

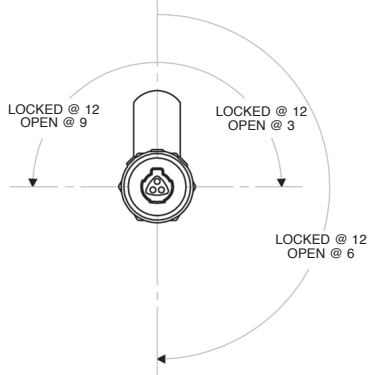
**C HOUSING LENGTH 03**



**C HOUSING LENGTH 04**

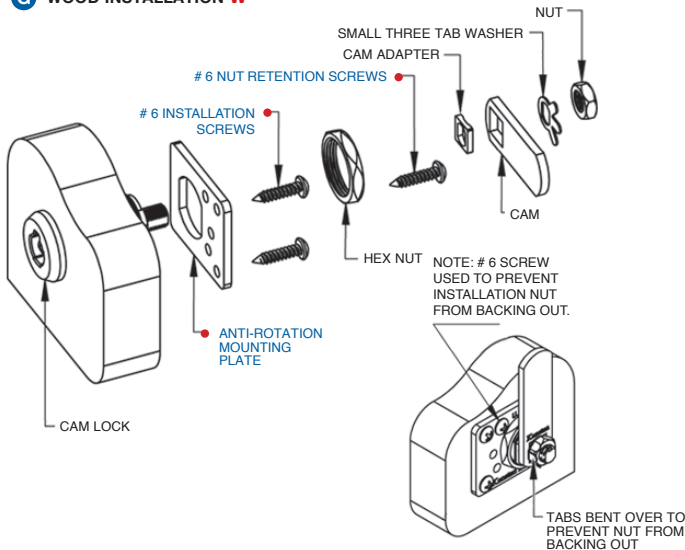


**D CAM ROTATION (Front of lock shown)**

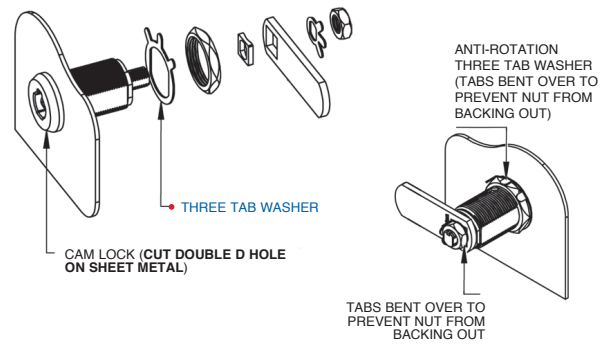


All 180 degree turns are clockwise, unless specified.

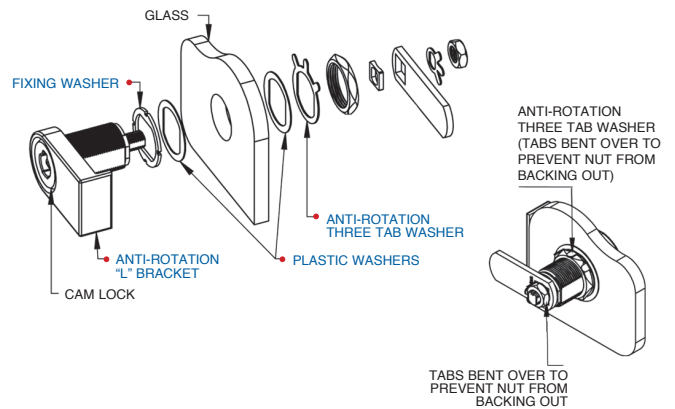
**G WOOD INSTALLATION W**



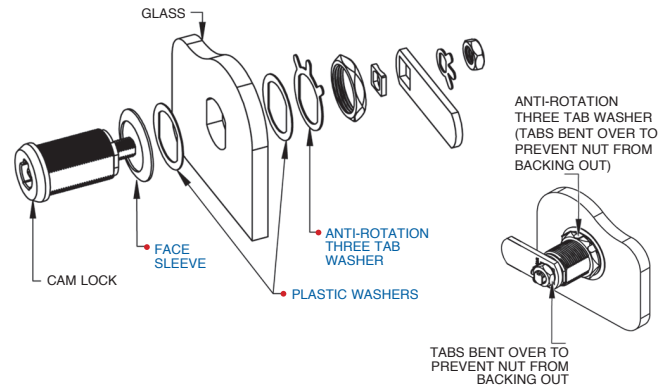
**G METAL INSTALLATION M**



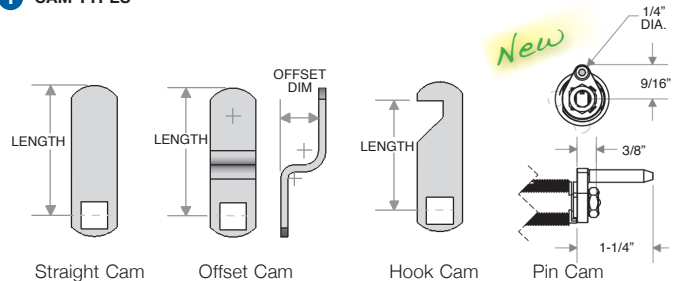
**G GLASS INSTALLATION - ROUND HOLE GR**



**G GLASS INSTALLATION - DOUBLE D HOLE GD**



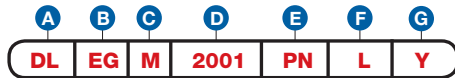
**I CAM TYPES**



**Note:** All Offset cams are reversible.

**Item Number**

To determine your item number enter the **RED** option code for each section as in the example below.

**A Lock Style**

**DL** Drawer/Door Lock

**B Core Type**

**EG** Electronic Medeco® XT

**C Housing Length**

**M** 1-1/4"

**D Bolt Type****STRAIGHT BOLT**

**2001** 1-1/8"  
**2002** 1-3/4"  
**2003** 2-3/8"  
**2004** 3-3/16"

**3/8" OFFSET BOLT**

**2205** 1-11/16"

**DIECAST SPRING BOLT**

**3209** 1-3/8" Std.

**SLIDING SPRING BOLT**

**3410** 1-3/8" Left  
**3411** 1-3/8" Right

**E Plating Finish**

Extended lead-time and plating lot charges may apply to Special and Custom finishes.

Special Finish	<b>PN</b>	Polished Nickel
	<b>SN</b>	Satin Nickel
	<b>PB</b>	Polished Brass
	<b>SB</b>	Satin Brass
	<b>BL</b>	Matte Black
	<b>ST</b>	Statuary Bronze
	<b>CF</b>	Custom Finish

**F Handing**

**L** Left  
**R** Right  
**V** Vertical  
**I** Inverted

**G Key Retaining**

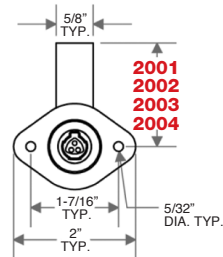
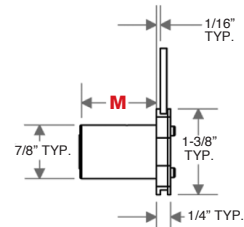
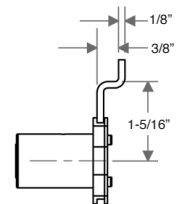
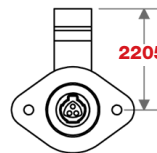
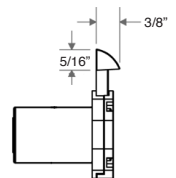
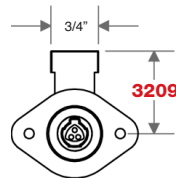
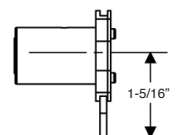
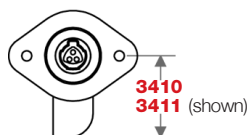
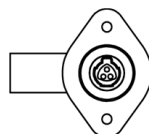
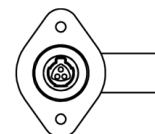
\*Option available only on Spring Bolt models.

**N\*** No  
**Y** Yes

**Note:** Keys are not included with this lock. See page EG 9 to order keys.



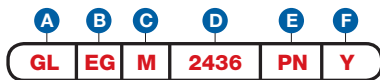
"Throw" (distance bolt travels from the locked to unlocked position) is 7/16". All dimensions shown are in the locked position.

**D STRAIGHT BOLT VERTICAL****C HOUSING LENGTH****D 3/8" OFFSET BOLT VERTICAL****D DIECAST SPRING BOLT VERTICAL (3/16\"/>****D SLIDING SPRING BOLT INVERTED****F RIGHT STRAIGHT BOLT****LEFT STRAIGHT BOLT**

## Price List and Data Sheet

### Item Number

To determine your item number enter the **RED** option code for each section as in the example below.



- A Lock Style**  
**GL** Gang Lock
- B Core Type**  
**EG** Electronic Medeco® XT
- C Housing Length**  
**M** 1-1/4"
- D Mount Style/Bar Length**

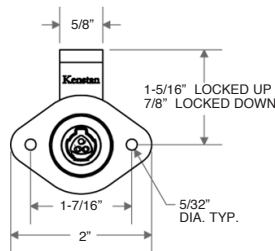
Notch for Pin must be on Bottom of Drawer	<b>FRONT MOUNT LOCKED UP</b>	
	<b>2424</b>	24"
	<b>2436</b>	36"
	<b>2448</b>	48"
	<b>24CL</b>	Custom
<b>24NO</b>	No Bar	
Notch for Pin must be on Top of Drawer	<b>FRONT MOUNT LOCKED DOWN</b>	
	<b>2824</b>	24"
	<b>2836</b>	36"
	<b>2848</b>	48"
	<b>28CL</b>	Custom
<b>28NO</b>	No Bar	
Notch for Pin must be on Bottom of Drawer	<b>SIDE MOUNT LOCKED UP</b>	
	<b>2624</b>	24"
	<b>2636</b>	36"
	<b>2648</b>	48"
	<b>26CL</b>	Custom
Notch for Pin must be on Top of Drawer	<b>SIDE MOUNT LOCKED DOWN</b>	
	<b>3024</b>	24"
	<b>3036</b>	36"
	<b>3048</b>	48"
	<b>30CL</b>	Custom
- E Plating Finish**  
Extended lead-time and plating lot charges **may** apply to Special and Custom finishes.
 

Special Finish	<b>PN</b>	Polished Nickel
	<b>SN</b>	Satin Nickel
	<b>PB</b>	Polished Brass
	<b>SB</b>	Satin Brass
	<b>BL</b>	Matte Black
	<b>ST</b>	Statuary Bronze
<b>CF</b>	Custom Finish	
- F Key Retaining**  
**Y** Yes

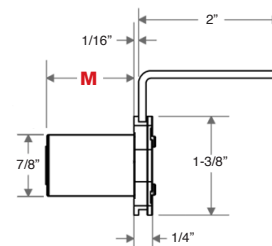
**Note:** Keys are not included with this lock. See page EG 9 to order keys.

Throw (distance bolt travels from the locked to unlocked position) is 7/16".

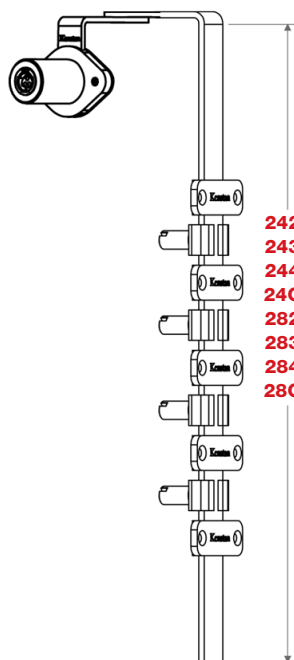
### FRONT MOUNT - FRONT VIEW



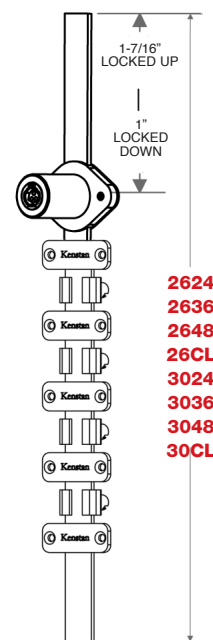
### FRONT MOUNT - SIDE VIEW



### FRONT MOUNT (Shown with a Gang 3C Kit)

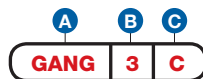


### SIDE MOUNT (Shown with a Gang 3C Kit)



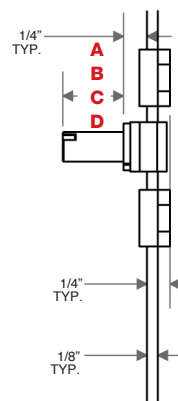
### Gang Lock Packages

To determine your item number enter the **RED** option code for each section as in the example below.



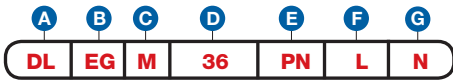
**GANG 3 C** A kit with three adjustable stops, three 1-1/8" pins, three lock washers, and four closed bar guides.

- A Package**  
**GANG**
- B Number of Drawers**  
**2**  
**3**  
**4**
- C Pin Length**  
**A** 5/8"  
**B** 3/4"  
**C** 1-1/8"  
**D** 1-7/8"



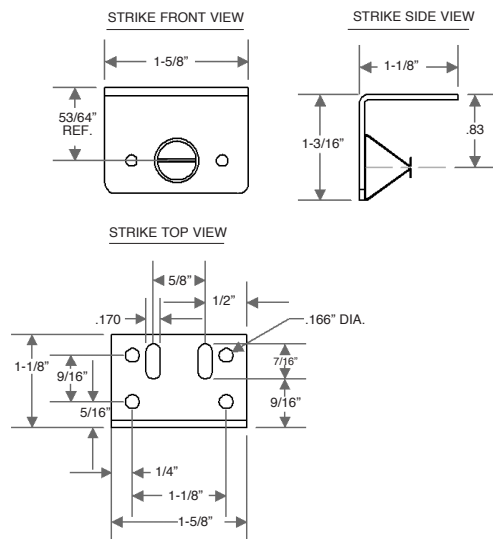
**Item Number**

To determine your item number enter the **RED** option code for each section as in the example below.

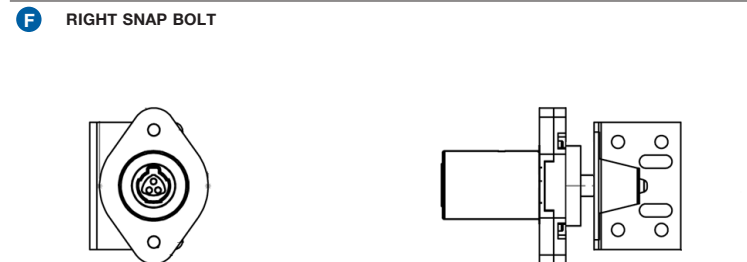
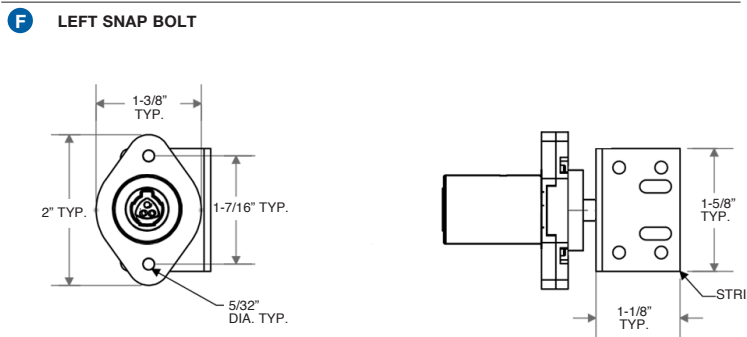
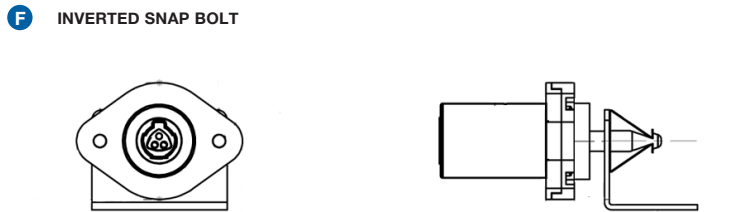
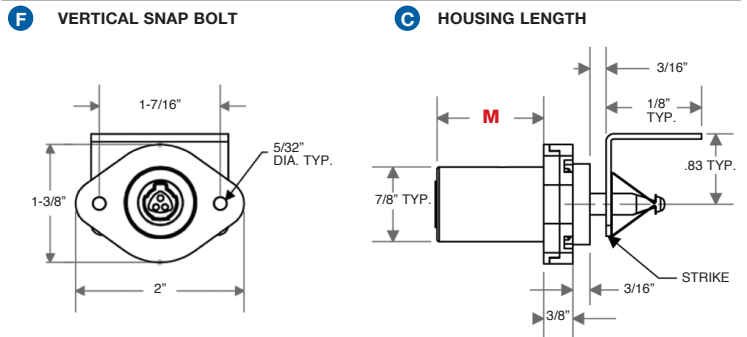


- A Lock Style**  
**DL** Drawer/Door Lock
- B Core Type**  
**EG** Electronic Medeco® XT
- C Housing Length**  
**M** 1-1/4"
- D Bolt Type**  
**SNAP BOLT**  
**36** 3/4"
- E Plating Finish**  
Extended lead-time and plating lot charges may apply to Special and Custom finishes.
  - PN** Polished Nickel
  - SN** Satin Nickel
  - PB** Polished Brass
  - SB** Satin Brass
  - BL** Matte Black
  - ST** Statuary Bronze
  - CF** Custom Finish
- F Handing**
  - V** Vertical
  - I** Inverted
  - L** Left
  - R** Right
- G Key Retaining**  
**N** No

**Note:** Keys are not included with this lock. See page EG 9 to order keys.



All dimensions shown are in the locked position.

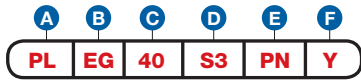




## Price List and Data Sheet

### Item Number

To determine your item number enter the **RED** option code for each section as in the example below.



#### A Lock Style

**PL** Plunger Lock

#### B Core Type

**EG** Electronic Medeco® XT

#### C Housing Style

**40** Oval Flange

#### D Plunger Type/Length

**S SERIES**

**S3** 5/8"

**CL** Custom Length

#### E Plating Finish


Extended lead-time and plating lot charges **may** apply to Special and Custom finishes.

Special Finish	<b>PN</b>	Polished Nickel
	<b>SN</b>	Satin Nickel
	<b>PB</b>	Polished Brass
	<b>SB</b>	Satin Brass
	<b>BL</b>	Matte Black
	<b>ST</b>	Statuary Bronze
	<b>CF</b>	Custom Finish

#### F Key Retaining

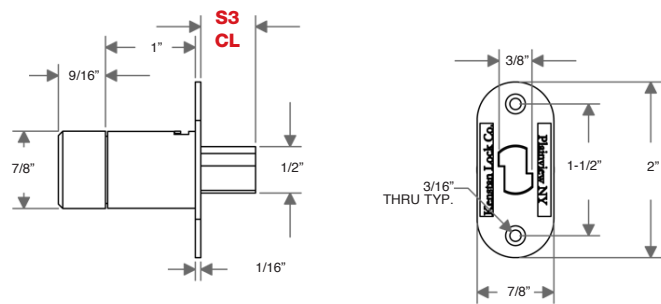
**N** No  
**Y** Yes

**Note:** Keys are not included with this lock. See page EG 9 to order keys.



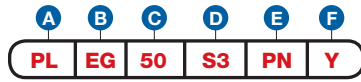
All dimensions shown are in the locked position.

#### D S SERIES



**Item Number**

To determine your item number enter the **RED** option code for each section as in the example below.

**A Lock Style**

**PL** Plunger Lock

**B Core Type**

**EG** Electronic Medeco® XT

**C Housing Style**

**50** Round Flange

**D Plunger Type/Length****S SERIES**

**S3** 5/8"

**CL** Custom Length

**E Plating Finish**

Extended lead-time and plating lot charges **may** apply to Special and Custom finishes.

Special Finish	<b>PN</b>	Polished Nickel
	<b>SN</b>	Satin Nickel
	<b>PB</b>	Polished Brass
	<b>SB</b>	Satin Brass
	<b>BL</b>	Matte Black
	<b>ST</b>	Statuary Bronze
	<b>CF</b>	Custom Finish

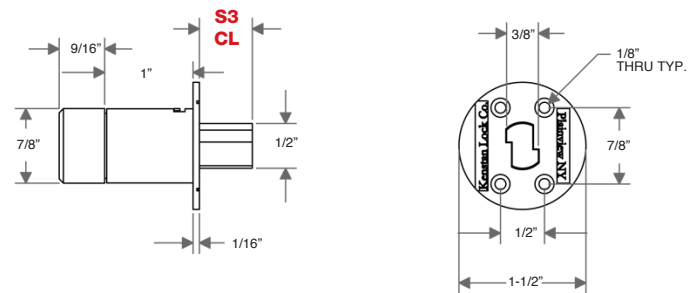
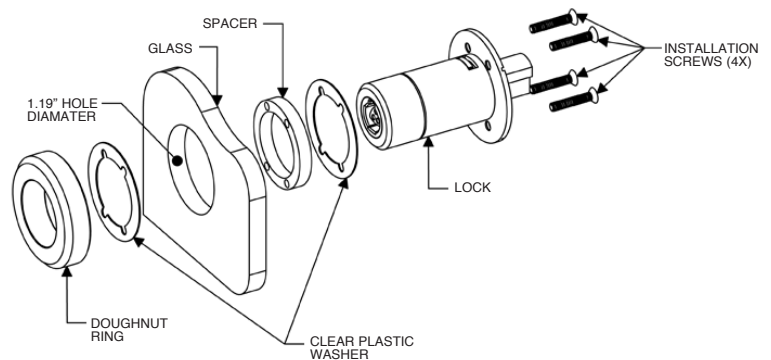
**F Key Retaining**

**N** No  
**Y** Yes

**Note:** Keys are not included with this lock. See page EG 9 to order keys.



All dimensions shown are in the locked position.

**D S SERIES****GLASS INSTALLATION - EXPLODED VIEW**

Price List and Data Sheet

Medeco XT Key

Item Number		Plating Finish	
<b>KEY</b>	<b>EG</b>	<b>S3</b>	GEN 3 Operating
		<b>FO</b>	Factory Default Operating
		<b>FC</b>	Factory Default Control

Slim Line GEN 3 Operating



Factory Default Control



Factory Default Operating

Small Format Medeco XT Interchangeable Core


Item Number				Plating Finish	
<b>COR</b>	<b>EG</b>	<b>S7</b>	<b>X</b>	<b>PC</b>	Polished Chrome
				<b>CF</b>	Custom Finish



Extended lead-time and plating lot charges may apply to Special and Custom finishes

Programming Station


Item Number					USB Cable	
<b>A</b>	<b>EG</b>	<b>XX</b>	<b>STN</b>	<b>PRGX</b>	<b>Y</b> Yes	<b>BL</b>
					<b>N</b> No	



With Cable **Y**



OR



Without Cable **N**

Multi Key Charger

Item Number

<b>A</b>	<b>EG</b>	<b>XX</b>	<b>CHG</b>	<b>STN</b>	<b>10</b>	<b>BL</b>
----------	-----------	-----------	------------	------------	-----------	-----------



Charging Station charges up to 10 keys simultaneously.

Key Charger

Item Number

<b>A</b>	<b>EG</b>	<b>XX</b>	<b>CHG</b>	<b>USBM</b>	<b>X</b>	<b>BL</b>
----------	-----------	-----------	------------	-------------	----------	-----------



3ft USB 2.0 A Male to Micro 5pin Mail 28/28AWG Cable

Item Number

<b>A</b>	<b>EG</b>	<b>XX</b>	<b>CBL</b>	<b>USBM</b>	<b>C</b>	<b>BL</b>
----------	-----------	-----------	------------	-------------	----------	-----------



Wall Power Supply

Item Number

USB Cable

<b>A</b>	<b>EG</b>	<b>XX</b>	<b>WPS</b>	<b>USBX</b>	<b>Y</b> Yes	<b>BL</b>
					<b>N</b> No	



With Cable **Y**

OR



Without Cable **N**

## USB Vehicle Power Supply

Item Number				USB Cable		
A	EG	XX	VPS	USBX	Y Yes	BL
					N No	

With Cable **Y**

OR

Without Cable **N****Medeco XT Software - \$ Call for pricing****Programming and Management**

Medeco® XT software contains tools that will help you manage your security more efficiently. Flexible programming, scheduled access and full audit reports are offered with the convenience of stand-alone or web-based software.

Medeco® XT Web Hosting provides a global solution to programming and scheduling Medeco XT Keys and Cylinders. Key administrators have the ability to change schedules and retrieve audit information from their Medeco XT keys without having to physically possess the key. With the downloadable programming client, a key holder can dock and synchronize with the XT Web Server from anywhere in the world with a PC and an internet connection. Our web-hosted programming offers secure web access, and year-round 24/7 access, making it a cost-effective electronic solution to meet any customer's needs.

**Medeco® XT Web Manager Features:**

- Secure web access
- Year round, 24/7 access
- Key scheduling
- Cylinder assignment • Compatible with Windows XP, and SP3\* and
- Intuitive drop and drag interface above
- \*Used with Internet Explorer, Chrome, Firefox and Safari Browsers
- User profile management
- Audit reporting (PDF and CSV)
- Remote programming by key holder
- Tiered pricing for any size organization
- Compatible with Windows XP, and SP3\* and

Medeco® XT Web Hosting	Elements (Locks & Keys)	Part #	One-time setup fee	Annual Price
Entry	2 to 50	<b>AEGXXELMXXENXX</b>	Call	Call
Basic	51 to 200	<b>AEGXXELMXXBSXX</b>	Call	Call
Corporate	201 to 999	<b>AEGXXELMXXCPXX</b>	Call	Call
Enterprise	1000 to 2,999	<b>AEGXXELMXXEPXX</b>	Call	Call

- 1. Pricing:** Kenstan Lock reserves the right to institute price adjustments based upon fluctuation of material costs without prior notice. Orders, or balances of orders, that have not shipped within 6 months from the original order date may be subject to a price review.
- 2. Payment Terms:** Payment must be made at time of purchase, unless otherwise approved by Kenstan with terms of Net 30 Days from the date of the invoice. A service charge of 1.5% per month will be charged on overdue accounts.
- 3. Shipping:** Please be sure to specify your preferred shipping method on every order. For all orders received without shipping instructions, Kenstan will use our discretion to make carrier selection based upon the most economical method of shipment available to meet your required in house date. Kenstan is not responsible for risk of loss or damage to products in transit with the selected carrier.
- 4. Deliveries:** At Kenstan, we assemble every lock to order and strive to meet your requested in-house date. Our standard lead time is to ship within two weeks from the receipt of your order. Rush orders and emergency services are available. Unless specifically prohibited in writing by the purchaser, Kenstan reserves the right to make partial shipments of any order.
- 5. Inspection:** Kenstan Lock inspects all products in accordance with our standard quality control procedures. Upon receipt and inspection by the purchaser, any parts proven to be defective or not as ordered may be returned to Kenstan for repair or replacement following the conditions in the "Returned Goods" section (#6) below.
- 6. Returned Goods:** Product replacement or account credit for any returned goods will be made solely at the discretion of Kenstan and will only be accepted upon the issuance of a Return Authorization number from Kenstan's Customer Service Department. Merchandise proven to be defective, due to faulty material and/or workmanship, may be returned for full replacement or credit. Any product ordered incorrectly by the customer may be accepted for return and subject to a 50% handling charge. Locks made with special or out-of production parts are not returnable, unless prior arrangements have been made. Returned merchandise that is damaged in transit, due to inadequate return packaging, will not be accepted.
- 7. Warranty:** Kenstan Lock warrants, for a period of one year from delivery, that our products are free from defects in material and workmanship and makes no other warranties, expressed or implied, including but not limited to the degree of security or the purchaser's application or use of our product. Kenstan Lock Co. will not warranty any locks or parts that were modified outside of our factory. In the event of a product defect, Kenstan shall only be responsible to the extent of the cost of our product, and will not accept any claims for labor or loss of merchandise.
- 8. Cancellation:** If all or any part of an order is cancelled before the completion of the product assembly by Kenstan, the purchaser shall be responsible for payment of all assembled items as well as any special parts ordered for items remaining unassembled at the time of cancellation. If pricing on the original order was based upon Kenstan's quantity discount, a partial cancellation may affect the pricing on items already shipped and invoiced and a price adjustment will be made.
- 9. Catalog Dimensions and Sample Policy:** Please be aware that all lock and part drawing dimensions carry a tolerance of plus or minus 1/16" and are for reference only. Please contact us for actual dimensions. All specifications are subject to change without notice. Samples products are available upon request.