



**Item Number**

To determine your item number enter the **RED** option code for each section as in the example below.

<b>A</b>	<b>B</b>	<b>C</b>	<b>D</b>	<b>E</b>
<b>DL</b>	<b>X</b>	<b>S</b>	<b>3029</b>	<b>PN</b>

**A Lock Style**

**DL** Drawer/Door Lock

**B Core Type**

**X** Knob  
*New* **C** Coin

**C Housing Length**

**S** 13/16"  
**M** 1-1/16"  
**L** 1-3/16"

**D Bolt Type**

**STRAIGHT BOLT**

**2001** 1-1/16"  
**2002** 1-11/16"  
**2003** 2-5/16"  
**2004** 3-1/8"

**3/8" OFFSET BOLT**

**2205** 1-5/8"

**DIECAST SPRING BOLT**

**3209** 1-5/16" Std.

**INVERTED SLIDING SPRING BOLT**

**3410** 1-5/16" Left  
**3411** 1-5/16" Right

**E Plating Finish**

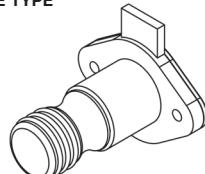
Extended lead-time and plating lot charges may apply to Special and Custom finishes.

Special Finish	<b>PN</b>	Polished Nickel
	<b>SN</b>	Satin Nickel
	<b>PB</b>	Polished Brass
	<b>SB</b>	Satin Brass
	<b>BL</b>	Matte Black
	<b>ST</b>	Statuary Bronze
	<b>CF</b>	Custom Finish




"Throw" (distance bolt travels from the locked to unlocked position) is 5/16".  
All dimensions shown are in the locked position.

**B CORE TYPE**

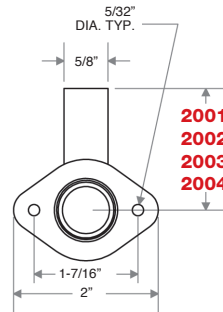


Knob

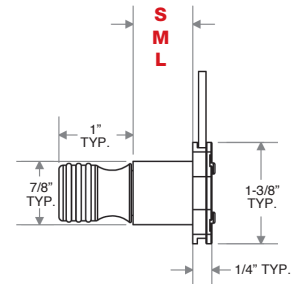


Coin

**D STRAIGHT BOLT**



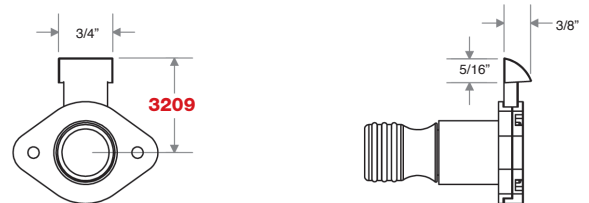
**C HOUSING LENGTH**



**D 3/8" OFFSET BOLT**



**D DIECAST SPRING BOLT (3/16" bolt engagement recommended)**



**D INVERTED SLIDING SPRING BOLT**

