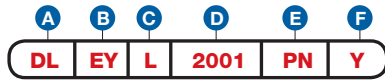


Item Number

To determine your item number enter the **RED** option code for each section as in the example below.

**A Lock Style**

DL Drawer/Door Lock

B Core Type

EY Ktronic

C Housing Length

L 1-7/16"

D Bolt Type**STRAIGHT BOLT**

2001 1-1/8"
2002 1-3/4"
2003 2-3/8"
2004 3-3/16"

3/8" OFFSET BOLT

2205 1-11/16"

DIECAST SPRING BOLT

3209 1-3/8" Std.

SLIDING SPRING BOLT

3410 1-3/8" Left
3411 1-3/8" Right

E Plating Finish (Housing)

Core will always be Satin Nickel finish.
 Extended lead-time and plating lot charges
may apply to Special and Custom finishes.

Special Finish	PN	Polished Nickel
	SN	Satin Nickel
	PB	Polished Brass
	SB	Satin Brass
	BL	Matte Black
	ST	Statuary Bronze
	CF	Custom Finish

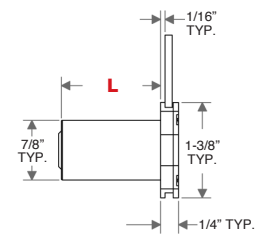
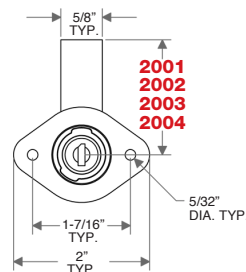
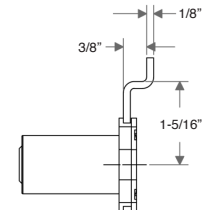
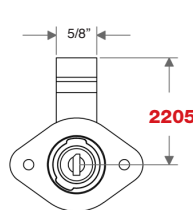
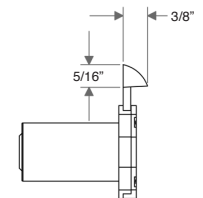
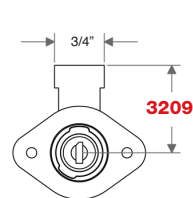
F Key Retaining

N No
Y Yes

Note: Keys are not included with this lock.
 See page EY 11 to order keys.



"Throw" (distance bolt travels from the locked to unlocked position) is 7/16".
 All dimensions shown are in the locked position.

D STRAIGHT BOLT VERTICAL**C HOUSING LENGTH****D 3/8\"/>****D DIECAST SPRING BOLT VERTICAL (3/16\"/>****D SLIDING SPRING BOLT INVERTED**