

Item Number

To determine your item number enter the **RED** option code for each section as in the example below.

A	B	C	D	E	F	G	H
CL	I	06	1203	BC	Y	W	112

A Lock Style

CL Cam Lock

B Core Type*

I I.C. Core

C Housing Length

06 1-5/8"

D Cam Rotation

	LOCKED	OPEN
0312	3	12
0306	3	6
0309	3	9
0612	6	12
0603	6	3
0609	6	9
0912	9	12
0903	9	3
0906	9	6
1203	12	3
1206	12	6
1209	12	9

E Plating Finish

Extended lead-time and plating lot charges may apply to Special and Custom finishes.

Special Finish	BC	Brushed Chrome
	PC	Polished Chrome
	PB	Polished Brass
	SB	Satin Brass
	BL	Matte Black
	CF	Custom Finish

F Key Retaining

N No
Y Yes

G Material Installation

W Wood
M Metal
GR Glass W/ Round Hole
GD Glass W/ DD Hole

*Cores are not included with this lock.
See page I14 to order cores.



Patent U.S. 8,028,555 B2

Note: This Lock comes with a 2" Straight Cam unless a different Cam is chosen.

H Cam Type

STRAIGHT

102	3/4"
103	7/8"
104	1"
105	1-1/8"
106	1-1/4"
107	1-3/8"
108	1-1/2"
110	1-3/4"
112	2"
116	2-1/2"

HOOK

202	3/4"
204	1"
206	1-1/4"
208	1-1/2"
210	1-3/4"

3/8" OFFSET

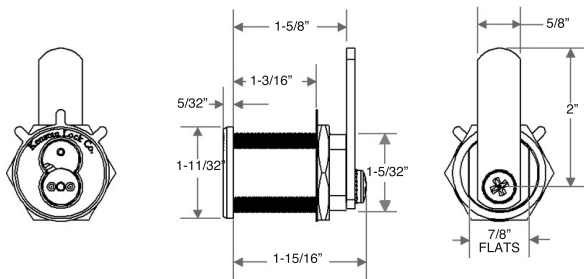
511 1-7/8" (AI06CAM511)

CUSTOM CAM

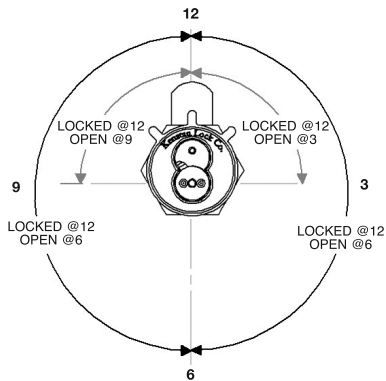
CL

Continued

C HOUSING LENGTH 06

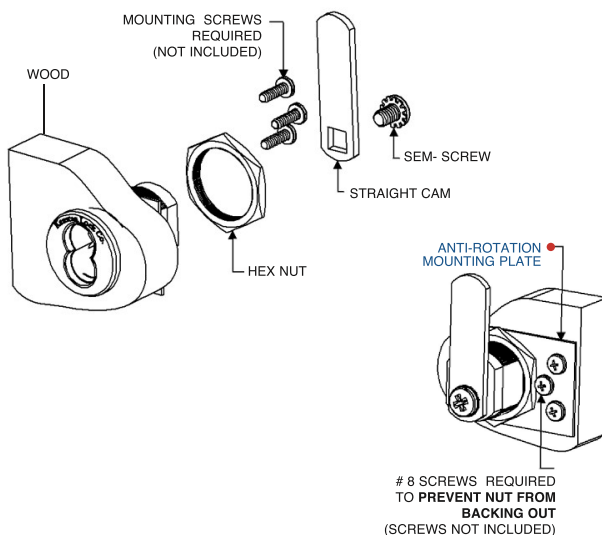


D CAN ROTATION (Front of lock shown)

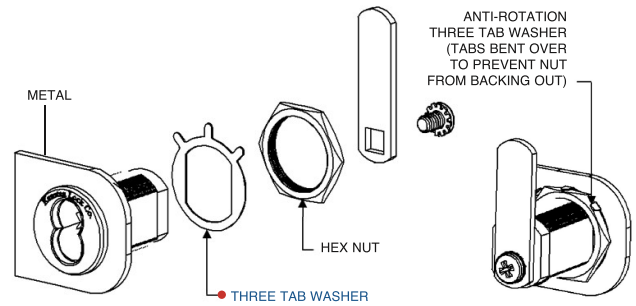


*All 180 degree rotations are clockwise, unless specified.

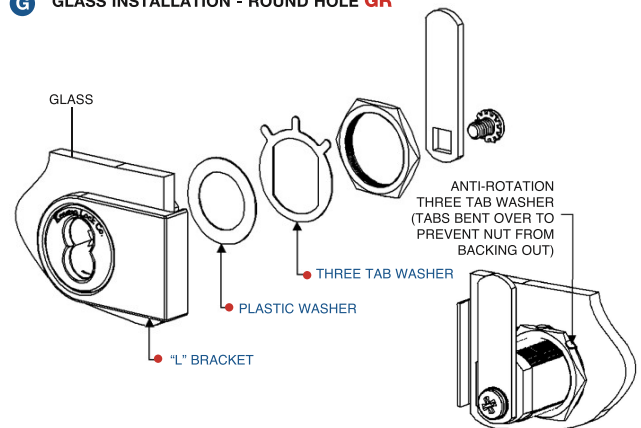
G WOOD INSTALLATION W



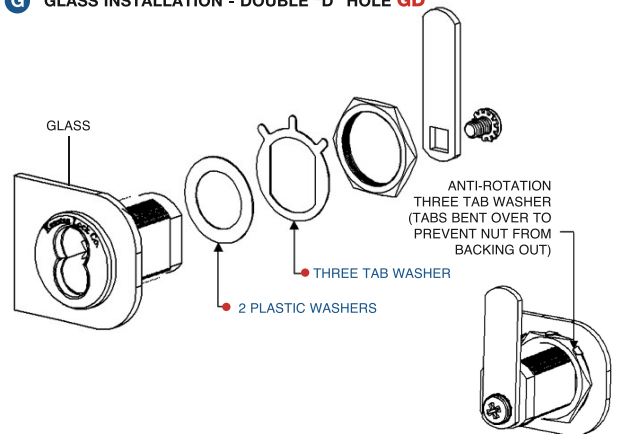
G METAL INSTALLATION M (A double "D" shape hole is required)



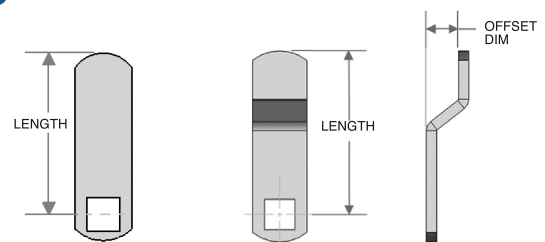
G GLASS INSTALLATION - ROUND HOLE GR



G GLASS INSTALLATION - DOUBLE "D" HOLE GD



H CAM TYPE



Note: All cams are reversible.