



Item Number

To determine your item number enter the **RED** option code for each section as in the example below.

A	B	C	D	E
DL	X	S	3029	PN

A Lock Style

DL Drawer/Door Lock

B Core Type

X Knob

C Housing Length

S 13/16"
M 1-1/16"
L 1-3/16"

D Bolt Type

STRAIGHT BOLT

2001 1-1/16"
2002 1-11/16"
2003 2-5/16"
2004 3-1/8"

3/8" OFFSET BOLT

2205 1-5/8"

DIECAST SPRING BOLT

3209 1-5/16" Std.

INVERTED SLIDING SPRING BOLT

3410 1-5/16" Left
3411 1-5/16" Right

E Plating Finish

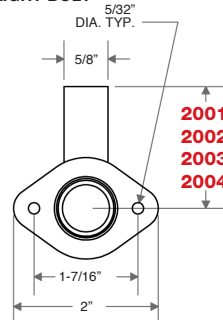
Extended lead-time and plating lot charges may apply to Special and Custom finishes.

Special Finish	PN	Polished Nickel
	SN	Satin Nickel
	PB	Polished Brass
	SB	Satin Brass
	BL	Matte Black
	ST	Statuary Bronze
	CF	Custom Finish

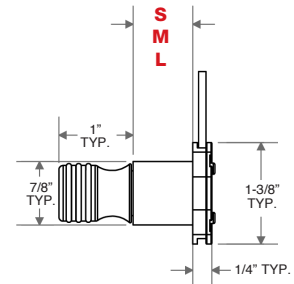


"Throw" (distance bolt travels from the locked to unlocked position) is 5/16". All dimensions shown are in the locked position.

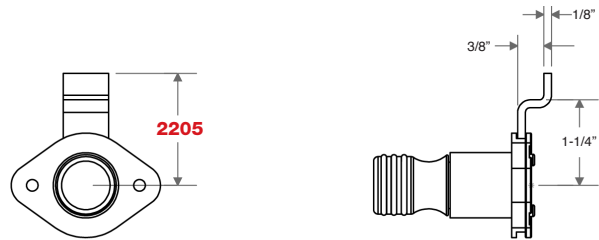
D STRAIGHT BOLT



C HOUSING LENGTH



D 3/8" OFFSET BOLT



D DIECAST SPRING BOLT (3/16" bolt engagement recommended)



D INVERTED SLIDING SPRING BOLT

