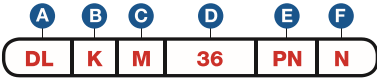


Item Number

To determine your item number enter the **RED** option code for each section as in the example below.



A Lock Style

DL Drawer/Door Lock

B Core Type

K Keymatic

C Housing Length

S 13/16"
M 1-1/16"
L 1-3/16"

D Bolt Type

SNAP BOLT
36 3/4"

E Plating Finish


Extended lead-time and plating lot charges **may** apply to Special and Custom finishes.

Special Finish	PN	Polished Nickel
	SN	Satin Nickel
	PB	Polished Brass
	SB	Satin Brass
	BL	Matte Black
	ST	Statuary Bronze
	CF	Custom Finish

F Key Retaining

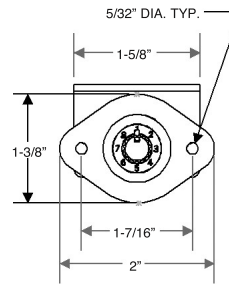
N No

Note: Keys are not included with this lock. See page K12 to order keys.

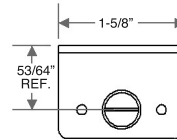


All dimensions shown are in the locked position.

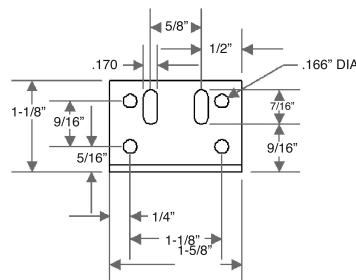
D SNAP BOLT



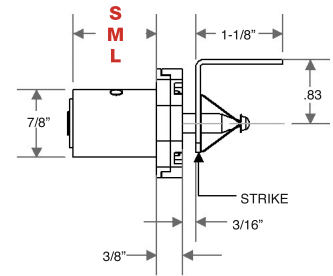
STRIKE FRONT VIEW



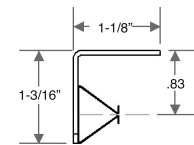
STRIKE TOP VIEW



C HOUSING LENGTH



STRIKE SIDE VIEW



ISOMETRIC VIEW

