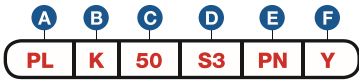


Data Sheet

Item Number

To determine your item number enter the **RED** option code for each section as in the example below.



A Lock Style
PL Plunger Lock

B Core Type
K Keymatic

C Housing Style
50 Round Flange

D Plunger Type/Length

S SERIES

- S1** 3/8"
- S2** 7/16"
- S3** 5/8"

T SERIES

- T1** 1/4"
- T3** 9/16"

T SERIES

- L3** 3/8"

ROUND SERIES

- R1** 3/8"
- R2** 7/16"
- R3** 5/8"

ROUND EXTENDED SERIES

- R4** 1-3/16"
- R5** 1-5/16"
- R6** 1-11/16"
- R7** 2-7/16"

E Plating Finish

Extended lead-time and plating lot charges may apply to Special and Custom finishes.

- PN** Polished Nickel
- SN** Satin Nickel
- PB** Polished Brass
- SB** Satin Brass
- BL** Matte Black
- ST** Statuary Bronze
- CF** Custom Finish

F Key Retaining

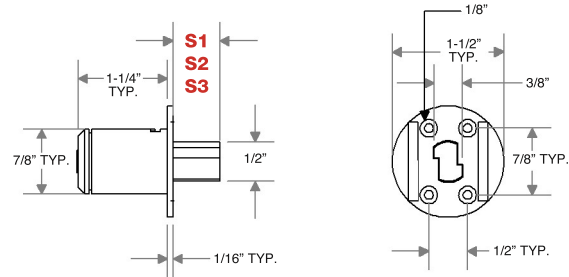
- N** No
- Y** Yes

Note: Keys are not included with this lock. See page K12 to order keys.

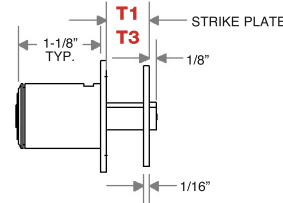


All dimensions shown are in the locked position.

D S SERIES (Parts included same as Round Series)

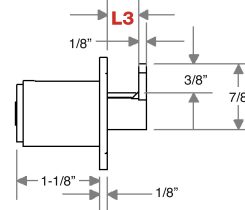


D T SERIES



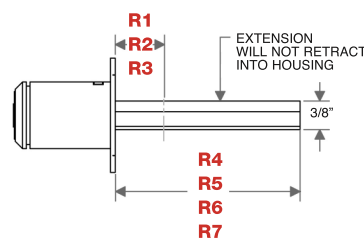
PARTS INCLUDED	QTY.
(a) DOUGHNUT	2
(b) J BRACKET (anti-rotation)	1
(c) PLASTIC WASHER	4
(d) PLASTIC SPACER	2
(e) SCREW	8
(f) STRIKE PLATE	1

D L SERIES



PARTS INCLUDED	QTY.
(a) DOUGHNUT	1
(b) J BRACKET (anti-rotation)	1
(c) PLASTIC WASHER	2
(d) PLASTIC SPACER	1
(e) SCREW	4

D ROUND SERIES (Plunger travels 9/16")



PARTS INCLUDED	QTY.
(a) DOUGHNUT	1
(c) PLASTIC WASHER	2
(d) PLASTIC SPACER	1
(e) SCREW	4

T SERIES INSTALLATION

