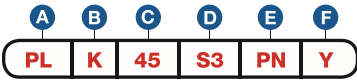


Item Number

To determine your item number enter the **RED** option code for each section as in the example below.



A Lock Style
PL Plunger Lock

B Core Type
K Keymatic

C Housing Style
45 No Flange

D Plunger Type/Length

S SERIES

- S1** 3/8"
- S2** 7/16"
- S3** 5/8"

T SERIES

- T1** 1/4"
- T3** 9/16"

ROUND SERIES

- R1** 3/8"
- R2** 7/16"
- R3** 5/8"

ROUND EXTENDED SERIES


- R4** 1-3/16"
- R5** 1-5/16"
- R6** 1-11/16"
- R7** 2-7/16"

E Plating Finish
Extended lead-time and plating lot charges may apply to Special and Custom finishes.

- | | | |
|----------------|-----------|-----------------|
| Special Finish | PN | Polished Nickel |
| | SN | Satin Nickel |
| | PB | Polished Brass |
| | SB | Satin Brass |
| | BL | Matte Black |
| | ST | Statuary Bronze |
| | CF | Custom Finish |

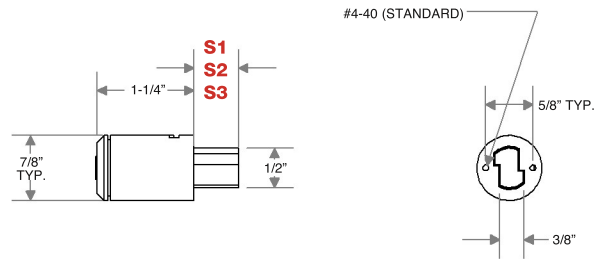
F Key Retaining
N No
Y Yes

Note: Keys are not included with this lock. See page K12 to order keys.

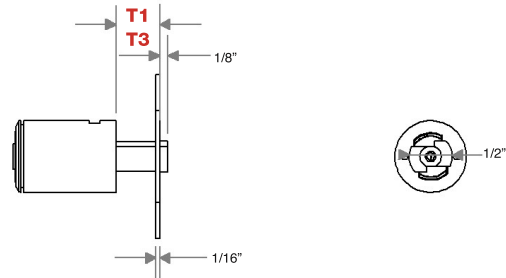


All dimensions shown are in the locked position.

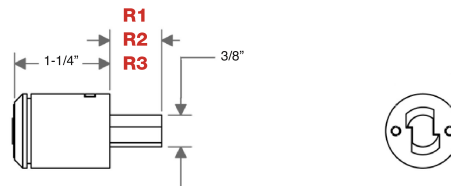
D S SERIES



D T SERIES



D ROUND SERIES



D ROUND EXTENDED SERIES (Plunger travels 9/16")

