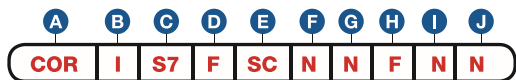


**Item Number**

To determine your item number enter the **RED** option code for each section as in the example below.



**A Lock Style**  
**COR** Interchangeable Core

**B Core Type**  
**I** I.C. Core

**C Core Type/Number of Pins**

**STANDARD CORE**  
**S6** 6 pins  
**S7** 7 pins

**ALPHA CORE (USED AS A PLUNGER)**  
**50A7** 7 pins (Patented)  
**50B7** 7 pins

**D Keyway**

**8\*** Secure  
**F** Standard  
**L**  
**O** Other

**E Plating Finish**  
Extended lead-time and plating lot charges may apply to Special and Custom finishes.

**SC** Satin Chrome (Std.)  
Also used for Polished Chrome

Special Finish { **PB** Polished Brass  
**SB** Satin Brass  
**BL** Matte Black  
**CF** Custom Finish

**F Key Retaining**  
Key retaining option is not applicable to **Standard** Core model. (Lock should be ordered as Key Retaining.)

**N** No  
**Y** Yes

**G Keyed Different**

**N** No  
**Y** Yes

**H Stamp Core**

**F** Face  
**S** Side

**I Master Keyed**

**N** No  
**Y** Yes  
**G** Grand Master  
**GA** Great Grand Master  
**GB** Great Great Grand Master

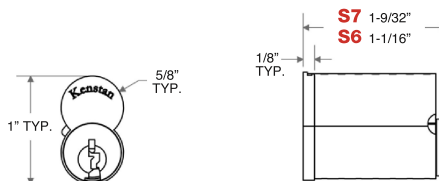
**J Extended**

**N** No (Std.)  
**1** 1/2" Extension



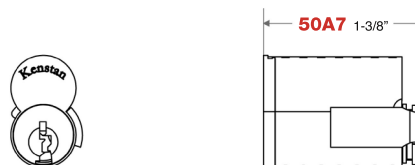
Small format Interchangeable Core

**C STANDARD CORE S6 AND S7**



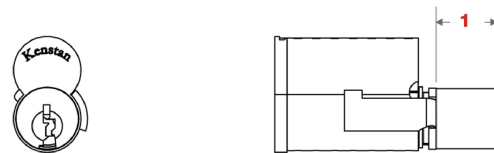
For use with CLI, DLI, GLI, PLI40 and RLI housings.

**C ALPHA CORE 50A7 (Key Retaining model shown)**



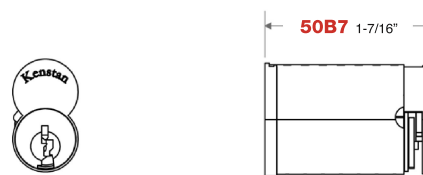
For use with PLI50G1, M1, and W1 housings only.

**C ALPHA EXTENDED CORE 50A7 (Non-key Retaining model shown)**



For use with PLI50G1, M1, and W1 housings only.

**C ALPHA EXTENDED CORE 50B7 (Non-key Retaining model shown)**



For use with PLI50G2, M2, W2 and PLI47 housings only.

\*Keys are not included with Cores.  
See page I15 to order or view cores.

\*Restricted codes are available upon request. (Signature Req.)