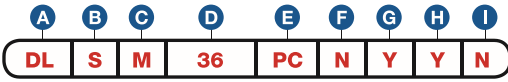


**Item Number**

To determine your item number enter the **RED** option code for each section as in the example below.



**A Lock Style**

**DL** Drawer/Door Lock

**B Core Type**

**S** ASSA® Desmo  
**J** ASSA® Desmo Removable Core

**C Housing Length**

**M\*** 15/16"  
**L** 1-7/16"

**D Bolt Type**

**SNAP BOLT**  
**36** 3/4"

**E Plating Finish**

Extended lead-time and plating lot charges may apply to Special and Custom finishes.

Special Finish	<b>PC</b>	Polished Chrome
	<b>SC</b>	Satin Chrome
	<b>PB</b>	Polished Brass
	<b>BL</b>	Black
	<b>CF</b>	Custom Finish

**F Key Retaining**

**N** No

**G Keyed Different**

**N** No  
**Y** Yes

**H Stamp Lock**

**N** No  
**Y** Yes

**I Master Keyed**

**N** No  
**Y\*** Yes

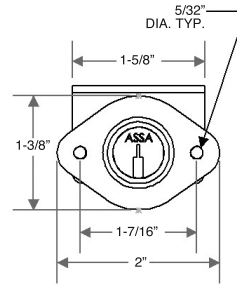
\*For Master Keyed Core Type S locks, the Head Thickness is 5/8".



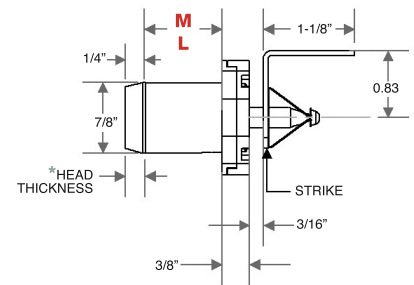
Pat. Pending

All dimensions shown are in the locked position.

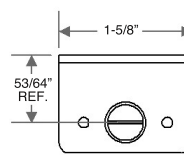
**D SNAP BOLT**



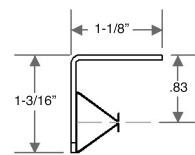
**C HOUSING LENGTH**



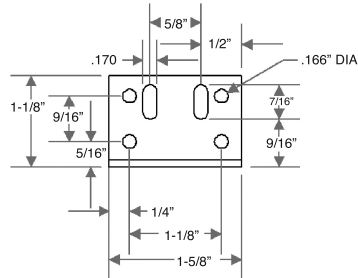
**STRIKE FRONT VIEW**



**STRIKE SIDE VIEW**



**STRIKE TOP VIEW**



**ISOMETRIC VIEW**

