

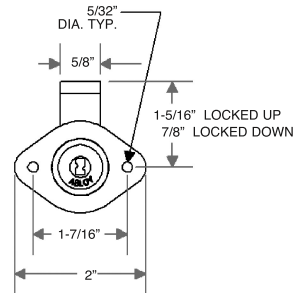
Item Number

To determine your item number enter the **RED** option code for each section as in the example below.

A Lock Style	GL Gang Lock																										
B Core Type	V ABLOY® EXEC V3 ABLOY® SENTRY V4 ABLOY® PROTEC																										
C Housing Length	L 1-3/16"																										
D Mount Style/Bar Length	<table border="0"> <tr> <td rowspan="5" style="writing-mode: vertical-rl; transform: rotate(180deg);">Notch for Pin must be on Bottom of Drawer</td> <td>FRONT MOUNT LOCKED UP</td> </tr> <tr> <td>2424 24"</td> </tr> <tr> <td>2436 36"</td> </tr> <tr> <td>2448 48"</td> </tr> <tr> <td>24CL Custom</td> </tr> <tr> <td>24NO No Bar</td> </tr> <tr> <td rowspan="5" style="writing-mode: vertical-rl; transform: rotate(180deg);">Notch for Pin must be on Top of Drawer</td> <td>FRONT MOUNT LOCKED DOWN</td> </tr> <tr> <td>2824 24"</td> </tr> <tr> <td>2836 36"</td> </tr> <tr> <td>2848 48"</td> </tr> <tr> <td>28CL Custom</td> </tr> <tr> <td>28NO No Bar</td> </tr> <tr> <td rowspan="5" style="writing-mode: vertical-rl; transform: rotate(180deg);">Notch for Pin must be on Bottom of Drawer</td> <td>SIDE MOUNT LOCKED UP</td> </tr> <tr> <td>2624 24"</td> </tr> <tr> <td>2636 36"</td> </tr> <tr> <td>2648 48"</td> </tr> <tr> <td>26CL Custom</td> </tr> <tr> <td rowspan="5" style="writing-mode: vertical-rl; transform: rotate(180deg);">Notch for Pin must be on Top of Drawer</td> <td>SIDE MOUNT LOCKED DOWN</td> </tr> <tr> <td>3024 24"</td> </tr> <tr> <td>3036 36"</td> </tr> <tr> <td>3048 48"</td> </tr> <tr> <td>30CL Custom</td> </tr> </table>	Notch for Pin must be on Bottom of Drawer	FRONT MOUNT LOCKED UP	2424 24"	2436 36"	2448 48"	24CL Custom	24NO No Bar	Notch for Pin must be on Top of Drawer	FRONT MOUNT LOCKED DOWN	2824 24"	2836 36"	2848 48"	28CL Custom	28NO No Bar	Notch for Pin must be on Bottom of Drawer	SIDE MOUNT LOCKED UP	2624 24"	2636 36"	2648 48"	26CL Custom	Notch for Pin must be on Top of Drawer	SIDE MOUNT LOCKED DOWN	3024 24"	3036 36"	3048 48"	30CL Custom
Notch for Pin must be on Bottom of Drawer	FRONT MOUNT LOCKED UP																										
	2424 24"																										
	2436 36"																										
	2448 48"																										
	24CL Custom																										
24NO No Bar																											
Notch for Pin must be on Top of Drawer	FRONT MOUNT LOCKED DOWN																										
	2824 24"																										
	2836 36"																										
	2848 48"																										
	28CL Custom																										
28NO No Bar																											
Notch for Pin must be on Bottom of Drawer	SIDE MOUNT LOCKED UP																										
	2624 24"																										
	2636 36"																										
	2648 48"																										
	26CL Custom																										
Notch for Pin must be on Top of Drawer	SIDE MOUNT LOCKED DOWN																										
	3024 24"																										
	3036 36"																										
	3048 48"																										
	30CL Custom																										
E Plating Finish	Extended lead-time and plating lot charges may apply to Special and Custom finishes.																										
Special Finish	PC Polished Chrome SC Satin Chrome PB Polished Brass BL Matte Black ST Statuary Bronze CF Custom Finish																										
F Key Retaining	Y Yes																										
G Keyed Different	N No Y Yes																										
H Stamp Lock	N No Y Yes																										
I Master Keyed	N No Y Yes G Grand Master GA Great Grand Master																										

Throw (distance bolt travels from the locked to unlocked position) is 7/16".

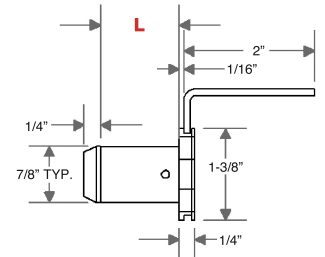
FRONT MOUNT - FRONT VIEW



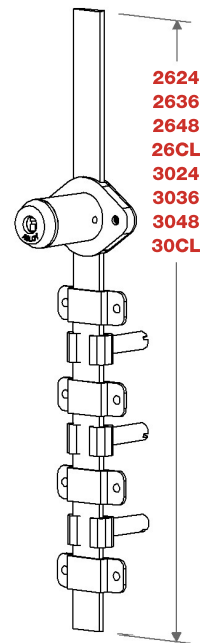
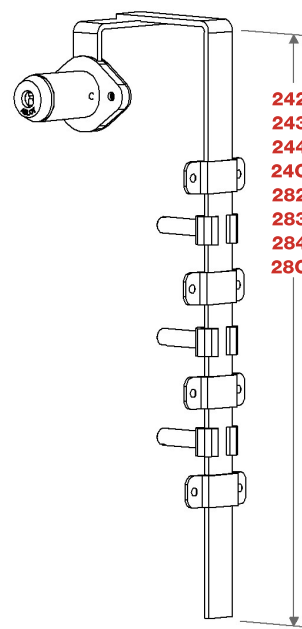
FRONT MOUNT (Shown with a Gang 3C Kit)

Pat. Pending

FRONT MOUNT - SIDE VIEW



SIDE MOUNT (Shown with a Gang 3C Kit)



Gang Lock Packages

To determine your item number enter the **RED** option code for each section as in the example below.



GANG 3C A kit with three adjustable stops, three 1-1/8" pins, three lock washers, and four closed bar guides.

A Package	GANG
B Number of Drawers	2 3 4
C Pin Length	A 5/8" B 3/4" C 1-1/8" D 1-7/8"

